

From Email to Business Applications

“Online Solutions are the Future for Business Applications”

Emails

YAHOO! MAIL

You deserve the best. Yahoo! Mail delivers.

Enjoy tons of features and fun ways to stay in touch and share. Sign up now, it's FREE!

[Tour Yahoo! Mail](#)

Don't have a Yahoo! ID? Signing up is easy.

[Sign up for Yahoo!](#)

Already have a Yahoo! ID? Sign in.

Are you protected? Create your sign-in seal. (Why?)

Yahoo! ID:

(e.g. free2hyme@yahoo.com)

Password:

Get messages on the go. Yahoo! alerts you of new emails and lets you read them on your mobile phone.

Fight online foes. Kick 'em to the curb with outstanding protection against spam, viruses, and phishing from Yahoo! Mail.

Your mail. Keep it all. Enjoy unlimited storage. Save every email you receive in Yahoo! Mail.

Books

amazon.com

Shop All Departments

- Books
- Movies, Music & Games
- Digital Downloads
- Computers & Office
- Electronics
- Home & Garden
- Grocery, Health & Beauty
- Toys, Kids & Baby
- Apparel, Shoes & Jewelry
- Sports & Outdoors
- Tools, Auto & Industrial

Check This Out

Now Accepting Bill Me Later®

Most Gifted in Laptops & Notebooks

Corporate Sustainability Reporting : CSROnline - Full Featured Corporate Reporting Application - Microsoft Internet Explorer

GRI Online
Corporate Sustainability Reporting

Home Modules Reports Administration Configuration

Search
Economic

User Information
Name: [redacted]
Role: Admin
Location: Vedanta
Login Date: 07-Aug-08
Login Time: 5:18:50 PM

	2008-2009
ECC03	January 2009
Climate Change Risks	34
Cost incurred due to Risks	435
Opportunities	43634
Cost incur	435
Test	4353
test1	435

Pie Chart with Percent Value

Category	Value
Climate Change Risks	88.4%
Cost incurred due to Risks	0.9%
Opportunities	0.0%
Cost incur	0.9%
Test	0.1%
test1	0.9%

YTD Report

ECC03 Climate Cost Opport



GROnline.biz Overview

GROnline.biz provides organizations the ability to measure key performance indicators for reporting, analysis, tracking and monitoring to assess the health of the business.

This will provide an overall view of business activities and help them to attain sustainable growth.



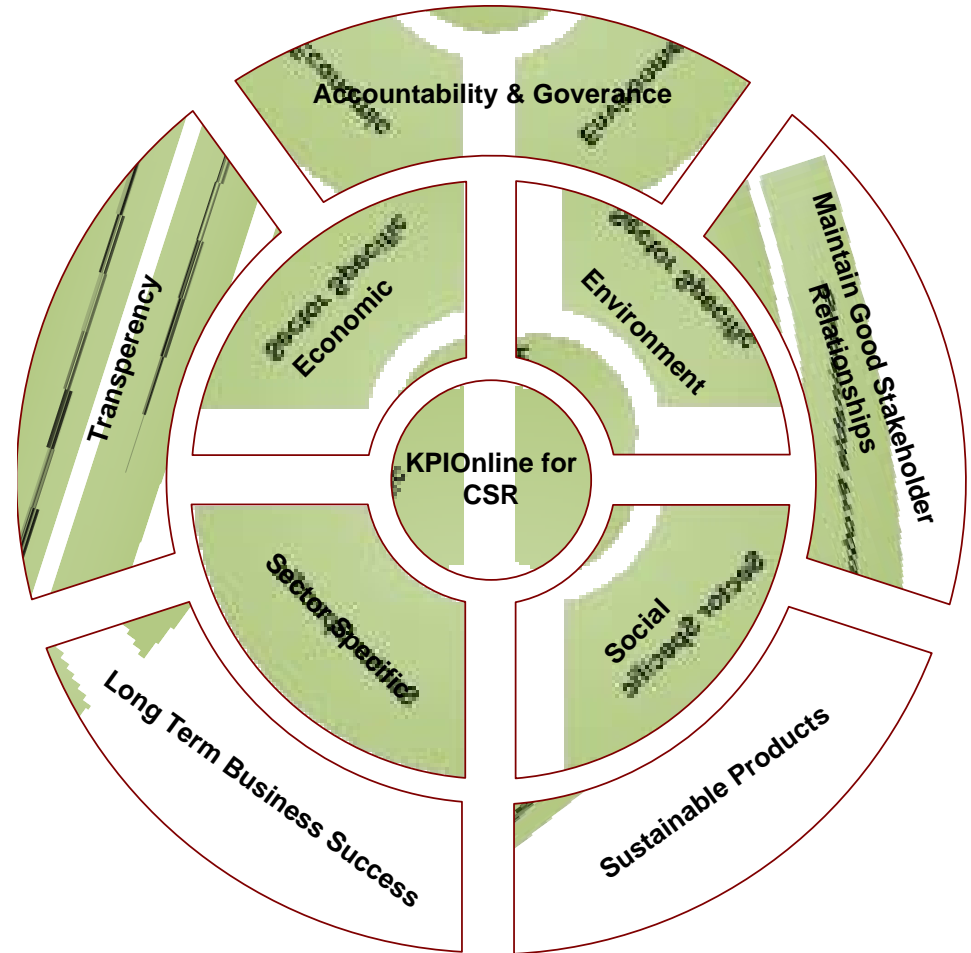
Key Challenges

- Real Time Organization Performance
- Remote Access
- Infrastructure
- Skills
- Accountability
- Transparency and Reliability
- Analysis and Decision Making
- Communication & Tracking
- Improve Operational Performance



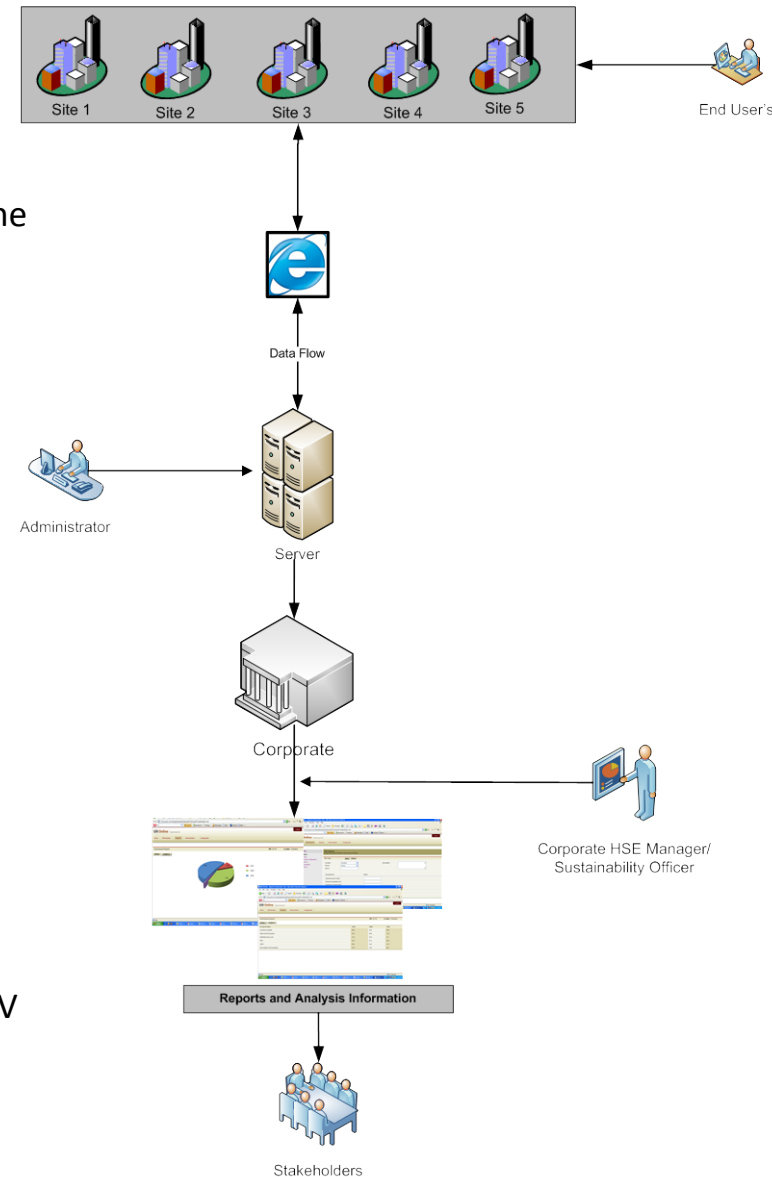
GRIONline.biz for Corporate Sustainability Reporting (CSR)

GRIONline.biz is configured for Corporate Sustainability Reporting (CSR). It is a complete web based triple bottom line reporting solution. It is used to manage & report economic, environmental & social key performance indicators from different locations/work areas conforming to the Global Reporting Initiative(GRI).



Features and Functionalities

- Very Flexible - where the end user can configure the location specific KPI/ parameters
- Built-in Workflow and Calculation Engine, where end user can define the processes and frequency of data collection
- Profile create & associate privileges and display of the KPI items based on assigned roles
- Ad hoc reporting – End user can create and generate user specific reports & graphs on real time basis
- Assign/create targets for each KPI
- End user can define the frequency of data collection for each KPI and site
- Built-in Alerts and Notifications in case of non-completion of task
- Built-in reporting engine to generate reports in both tabular and graphical formats
- Exports reports all following formats Excel, Word, PowerPoint & CSV
- Built on Global Reporting Initiative (GRI) Guidelines



GRIonline.biz – Process Flow

Home page

The screenshot displays the GRI Online Corporate Sustainability Reporting application interface. The browser window title is "Corporate Sustainability Reporting : CSROnline - Full Featured Corporate Reporting Application - Microsoft Internet Explorer". The address bar shows "http://localhost:2709/GRIWeb/Home.aspx".

The application header includes the GRI Online logo and navigation tabs: Home, Modules, Reports, Administration, and Configuration. A search bar is located on the left, and a "User Information" panel shows details for an Admin user.

The main content area is titled "Home Page" and features a "Customized Dashboard" section. It contains three main components:

- Tabular Report:** A table showing data for EC03 for the period 2008-2009, specifically for January 2008. The table lists various categories and their corresponding values.
- Pie Chart with Percent Value:** A pie chart showing the distribution of data from the table. The largest slice is 88.4%, representing "Opportunities". Other categories include "Climate Change Risks" (8.8%), "Cost incurred due to Risks" (0.9%), "Cost incur" (0.9%), and "Test" (0.1%).
- YTD Report:** A summary table for the year-to-date report, showing values for EC03 across categories like Climate, Cost, and Opportunities.

The Windows taskbar at the bottom shows the Start button, several open applications (GRI, Microsoft PowerPoint, Corporate Sustaina...), and the system tray with the date and time (5:20 PM).

Configuration

The screenshot shows a web browser window titled "Corporate Sustainability Reporting : CSROnline - Full Featured Corporate Reporting Application - Microsoft Internet Explorer". The address bar shows "http://localhost:2709/GRIWeb/Configuration.aspx". The page header includes the "GRI Online" logo and navigation links for "Setup", "Help", and "Logout". A breadcrumb trail shows "Home > Modules > Reports > Administration > Configuration".

On the left side, there is a "Search" box with the text "Economic" and a "Go!" button. Below it is a "User Information" box showing:
Name: Admin
Role: Admin
Location: Vedanta
Login Date: 07-Aug-08
Login Time: 5:18:50 PM

The main content area is titled "Configuration" and contains a "Configuration Settings" section with the following links:
KPI Type **Create Location**
Create KPI **Periods**
Assign Parameters To KPI **Define Units**

The Windows taskbar at the bottom shows the Start button, several application icons, and the system tray with the date and time "5:20 PM".

KPI Types

The screenshot shows the GRI Online web application interface. At the top, the browser title is "Corporate Sustainability Reporting : CSROnline - Full Featured Corporate Reporting Application - Microsoft Internet Explorer". The address bar shows "http://localhost:2709/GRIWeb/KPITYPE.aspx".

The application header includes the GRI Online logo and navigation tabs: Home, Modules, Reports, Administration, and Configuration. The current page is "Configuration".

On the left, there is a "Search" section with a dropdown menu showing "Economic" and a "Go!" button. Below it is a "User Information" sidebar showing details for the user "Admin".

The main content area is titled "Configuration" and contains a section for "KPI Types". This section has "Add New" and "Cancel" buttons. Below these buttons is a table listing the configured KPI types:

Action	KPI Types
Edit Delete	Economic
Edit Delete	Environment
Edit Delete	Labor Paractices & Decent Work
Edit Delete	Society
Edit Delete	Human Rights
Edit Delete	Product Responsibility

At the bottom of the browser window, the taskbar shows several open applications: "GRI (Running) - Micro...", "Microsoft PowerPoint ...", and "Corporate Sustaina...". The system tray shows the time as 5:21 PM and the language as EN.

Create KPI

The screenshot shows the 'Create KPI' configuration wizard in the GRI Online application. The browser window title is 'Corporate Sustainability Reporting : CSROnline - Full Featured Corporate Reporting Application - Microsoft Internet Explorer'. The address bar shows 'http://localhost:2709/GRIWeb/NewKPI.aspx'. The application header includes the GRI Online logo and navigation tabs for Home, Modules, Reports, Administration, and Configuration. A search bar on the left contains the text 'Economic'. The 'User Information' sidebar shows the user is 'Admin' with a role of 'Admin' and location 'Vedanta'. The main configuration area, titled 'KPI Configuration Wizard', contains the following fields:

- KPI Type:** Economic (dropdown menu)
- KPI ID:** EC10 (text input)
- KPI Name:** Direct Expenses (text input)
- Period Type:** Monthly (dropdown menu)
- Description:** (empty text area)

Buttons for 'Save' and 'Cancel' are located at the top of the wizard. The Windows taskbar at the bottom shows the Start button, several application icons, and the system tray with the time '5:21 PM' and language 'EN'.

Define Units

Corporate Sustainability Reporting : CSROnline - Full Featured Corporate Reporting Application - Microsoft Internet Explorer

Address: http://localhost:2709/GRIWeb/UnitsList.aspx

GRI Online Corporate Sustainability Reporting

Setup · Help · Logout

Home Modules Reports Administration Configuration

Search: Economic

Go!

User Information
Name: Admin
Role: Admin
Location: Vedanta
Login Date: 07-Aug-08
Login Time: 5:18:50 PM

Units [Help for this Page?](#)

Existing Units [New Unit](#) [Cancel](#)

Action	Unit Id	Unit Name	Description	Status
Edit Delete	1	INR	Indian Rupee	Active
Edit Delete	2	USD	US Dollar	Active
Edit Delete	3	AUD	Australian Dollar	Inactive
Edit Delete	4	CAD	Canadian Dollar	Inactive
Edit Delete	5	KG	KiloGram	Active
Edit Delete	6	MT	Metric Ton	Active
Edit Delete	7	KJ	KiloJoule	Active
Edit Delete	8	MJ	MegaJoule	Active
Edit Delete	9	GJ	GigaJoule	Active
Edit Delete	10	ml	MilliLiter	Active
Edit Delete	11	KWH	KiloWattHour	Active
Edit Delete	12	NOs	Numbers	Active
Edit Delete	13	KL	KiloLiter	Active
Edit Delete	14	Text	Text	Active

Done Local intranet

Start GRI (Running) - Micro... Microsoft PowerPoint... Corporate Sustaina... EN 5:22 PM

Modules

The screenshot displays the GRI Online web application interface within a Microsoft Internet Explorer browser window. The browser title is "Corporate Sustainability Reporting : CSROnline - Full Featured Corporate Reporting Application - Microsoft Internet Explorer". The address bar shows the URL "http://localhost:2709/GRIWeb/Module.aspx".

The application header includes the "GRI Online" logo and the text "Corporate Sustainability Reporting". Navigation tabs are visible for "Home", "Modules", "Reports", "Administration", and "Configuration". In the top right corner, there are links for "Setup", "Help", and "Logout".

The main content area is titled "Modules" and features a "Help for this Page" link. Under the heading "CSR Modules", a list of categories is displayed:

- [Economic](#)
- [Environment](#)
- [Labor Practices & Decent Work](#)
- [Society](#)
- [Human Rights](#)
- [Product Responsibility](#)

On the left side of the interface, there is a "Search" section with a dropdown menu currently set to "Economic" and a "Go!" button. Below the search section is a "User Information" box containing the following details:

- Name:
- Role: Admin
- Location: Vedanta
- Login Date: 07-Aug-08
- Login Time: 5:18:50 PM

The Windows taskbar at the bottom shows the Start button, several application icons, and the system tray with the date and time "5:23 PM".

Modules

The screenshot displays the GRI Online web application interface within a Microsoft Internet Explorer browser window. The browser's address bar shows the URL `http://localhost:2709/GRIWeb/Module.aspx`. The application header includes the GRI Online logo and navigation links for [Setup](#), [Help](#), and [Logout](#). A main navigation menu contains [Home](#), [Modules](#), [Reports](#), [Administration](#), and [Configuration](#).

The **Modules** page features a search bar on the left with the text "Economic" entered and a "Go!" button. Below the search bar is a "User Information" section displaying the following details:

- Name:
- Role: Admin
- Location: Vedanta
- Login Date: 07-Aug-08
- Login Time: 5:18:50 PM

The main content area is titled "Modules" and lists "CSR Modules" with the following categories:

- [Economic](#)
- [Environment](#)
- [Labor Practices & Decent Work](#)
- [Society](#)
- [Human Rights](#)
- [Product Responsibility](#)

The browser's taskbar at the bottom shows the Start button, several open applications including "GRI (Running) - Micro...", "Microsoft PowerPoint ...", and "Corporate Sustaina...", and a system tray with the date and time "5:23 PM".

Economic Module – KPI listing

The screenshot displays the GRI Online application interface within a Microsoft Internet Explorer browser window. The address bar shows the URL: `http://localhost:2709/GRIWeb/ModuleKPIList.aspx?ModuleId=1`. The application header includes the GRI Online logo and navigation links for Setup, Help, and Logout. A breadcrumb trail shows: Home > Modules > Reports > Administration > Configuration.

On the left side, there is a search box containing the text "Economic" and a "Go!" button. Below it, the "User Information" section displays the following details:

- Name:
- Role: Admin
- Location: Vedanta
- Login Date: 07-Aug-08
- Login Time: 5:18:50 PM

The main content area, titled "Modules", features a table listing Economic KPIs. The table has four columns: Action, Target, KPI ID, and KPI Name. Each row contains a "New | Previous" link in the Action and Target columns, and a unique KPI ID and name in the other two columns.

Action	Target	KPI ID	KPI Name
New Previous	New Previous	EC01	EC1
New Previous	New Previous	EC02	EC2
New Previous	New Previous	EC03	EC3
New Previous	New Previous	EC04	EC4
New Previous	New Previous	EC05	EC5
New Previous	New Previous	EC06	EC6
New Previous	New Previous	EC07	EC7
New Previous	New Previous	EC08	EC8
New Previous	New Previous	EC09	EC9

The Windows taskbar at the bottom shows the Start button, several application icons, and the system tray with the date and time (5:24 PM).

KPI Data Entry

Corporate Sustainability Reporting : CSROnline - Full Featured Corporate Reporting Application - Microsoft Internet Explorer

File Edit View Favorites Tools Help

Address http://localhost:2709/GRIWeb/KPINewDataEntry.aspx?KPIID=EN01&Moduleid=2

GRI Online Corporate Sustainability Reporting Setup Help Logout

Home Modules Reports Administration Configuration

Search Economic Go!

User Information
Name: Admin
Role: Admin
Location: Vedanta
Login Date: 07-Aug-08
Login Time: 5:18:50 PM

Modules Help for this Page

KPI Type Save Records Cancel

Location DZS Description Raw Material used in the organization

Period 01 Apr 2008--30 Apr 2008

KPI EN1

Parameters ID	Parameters Name	Value	Unit
P0	Zinc Concentrate	<input type="text"/>	MT
P1	Coke (MT)	<input type="text"/>	MT
P2	LSHS (KL)	<input type="text"/>	KL
P3	Coal (MT)	<input type="text"/>	MT
P4	FO (KL)	<input type="text"/>	KL
P5	HSD (KL)	<input type="text"/>	KL
P6	LDO (KL)	<input type="text"/>	KL
P7	LPG/Propane (MT)	<input type="text"/>	MT

Done Local intranet

Start GRI (Running) - Micro... Microsoft PowerPoint ... Corporate Sustaina... EN 5:25 PM

Sample Reports

Corporate Sustainability Reporting : CSROnline - Full Featured Corporate Reporting Application - Microsoft Internet Explorer

File Edit View Favorites Tools Help

Address: http://localhost:2709/GRI/Web/ReportSettings.aspx?Report_Param=142%2c144&KPID=LA07&LocID=1&StartDate=1%2f04%2f2008&EndDate=30%2f04%2f2008

GRI Online
Corporate Sustainability Reporting

Setup Help Logout

Home Modules Reports Administration Configuration

Search
Economic
Go!

User Information
Name:
Role: Admin
Location: Vedanta
Login Date: 07-Aug-08
Login Time: 5:18:50 PM

Reports [Help for this Page](#)

Report View Tabular Graphical

Display Colored Bar Graph Period Wise

Month	Financial Value (US-15 (MT))
April 2008	574.20
August 2008	1016.63
July 2008	298.47
June 2008	305.9
May 2008	591.8
September 2008	946.62

Display 3D Colored Pie Chart with Values

Material	Value
Coke (MT)	40662.44205
US-15 (MT)	7919.289
LDO (P&J)	15167.29105
FGD(G)	6789.305
LFG(Gypsum (MT))	7793.547
Water (000 Cubicm)	9631.96263
Coal (MT)	95480.52292

Display 3D Colored Pie Chart with Percentage Values

Local intranet

Start | GRI (Running) - Micro... | Microsoft PowerPoint ... | Corporate Sustaina... | EN | 5:29 PM

GRIonline.biz Benefits

- Accountability and Authenticity of Information
- Real Time tracking of performance
- Alerts and Notifications on incomplete tasks
- Tracking and Communications
- Improving the business processes and operations
- Reduce/Save Time




Data Security

- The user (Company) acknowledges and agrees that, in using the service, the user may disclose Personal Information and IMTEK may be regarded, under the Privacy Laws, as having collected Personal Information. The user will provide all necessary consents on behalf of the individuals whose Personal Information is entered into service on behalf of IMTEK.
- IMTEK complies with the provisions of the Privacy Acts in relation to any Personal Information of Users and Administrators collected.
- Our service uses Secure Socket Layer certificate from THAWTE 128bit encryption to protect data transfer between our service to your internet browser.



Pricing Chart

Features	Starter Edition
Typical customer profile -typical number of users -Locations	5 to 500 employees 1-100 users Single or Multiple locations
Minimum Number of users	5
Transaction Database Size	200MB
Complementary Document Storage	50MB
Monthly Fee	\$49 USD /month
Extra 100MB storage	\$49 USD /month
Additional Users	\$19 USD /month
Instructor Led Online Training	

Next Steps

- Go to www.GRIonline.biz
- Review the Information
- Request a FREE Trial
- Start using the application immediately



IMTEK is a pioneer & market leader in developing Online Sustainability & EHS Solutions. We have been the trusted global supplier of EcoSmart, EnergySmart & HealthSmart Solutions™ for over 20+ years

For further information, please contact

IMTEK Environmental Corporation

PO BOX 2066, Alpharetta, GA 30023

service@imtek.biz; (770) 667-8621

Web: imtek.biz | GROnline.biz



Thank You!